


Parents,

You can support your children in their online Canvas classes by creating a Canvas Observer account.

Step 1:

Type <http://palisades.instructure.com> in a web browser. Parents choose the second “Click Here”



Step 2:

If you have an account, enter your username and password.

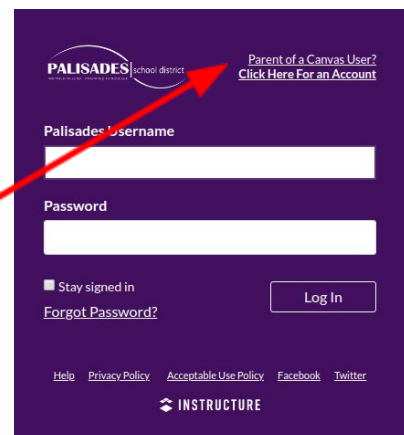
If you do not have a parent observer account:

Choose “Click Here for an Account?”

Sign up as a Parent (free account)

Your child will need to give you a pairing code (see Step 3)

[Click here for a tutorial on creating a parent account](#)



Step 3:

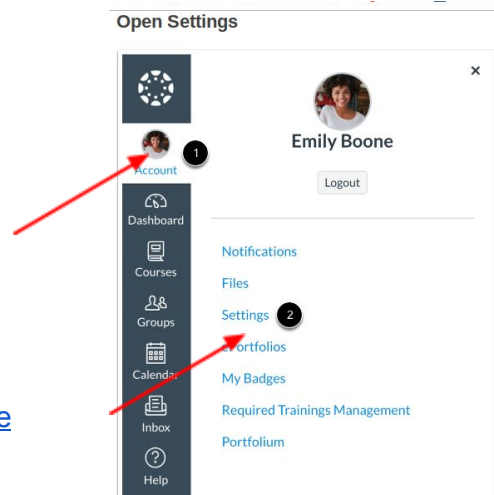
Students have to generate a code unless given one by the school:

Your child logs into Canvas and clicks “Account”

Your child clicks “Settings” and chooses “Pair with Observer”

Copy the generated pairing code

[Click here for a tutorial on generating a pairing code](#)



Step 4:

Enter the pairing code when creating your parent observer account (Step 2)

Enter Signup Details

Parent Signup

Your Name

1

Your Email

2

Password

3

Re-enter Password

4

Student Pairing Code

5

6 ☐ You agree to the [terms of use](#) and acknowledge the [privacy policy](#)

Parents who have more than one student can add a pairing code:

Go to the parents' "Setting"

Open "Observing"

Enter the pairing code of the additional

Open Observing

Notifications

Files

Settings

ePortfolios

My Badges

Required Trainings Management

Portfolio

Observing

student

When you login to Canvas, you can navigate to specific courses or to specific tools from the Canvas Dashboard:

Step 5:

Go to [Parent Navigation](#) for directions on where to go to see if an assignment has been submitted, upcoming assignments, grades and assignment directions.

Dashboard

Students 11 Syllabus 12 Orientation

Howards County Public School System

To Do

Nothing for now

Recent Feedback

Nothing for now

View Grades

Spanish II - Honors - Miller

Spanish II Test

2018-2019 FY

US History - Allen

Allen

2018-2019 FY

Algebra II - Smith

JA-Test-10Math - Full Year

2018-2019 FY

1. VIEWING A COURSE

1. Tap the Courses icon at the bottom of your screen. You will see a list of your child's courses and average for the current quarter.

Mobile Option:

If you have the mobile app, see directions for observing:

[Parent-Mobile App](#)

Alexa TestStudent

10th Grade Math

JA-Test-10Math - Full Year

82.19%

English 10 - Hernandez

English 10

90%

Spanish II - Honors - Miller

Spanish II Test

No Grade

Courses

Week

Alerts

